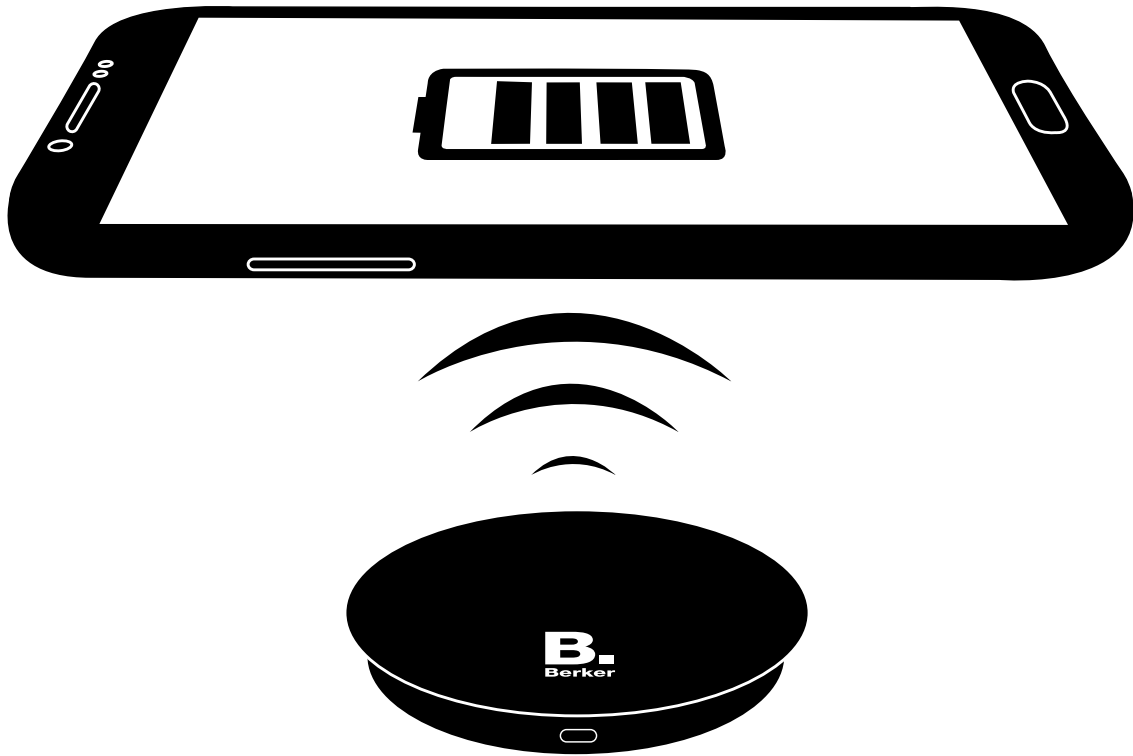


**THE INDUCTIVE CHARGING STATION FROM BERKER.**



**B.**

**Berker** Business Solutions



## INDUCTION – CLEVERLY INTEGRATED.

Making phone calls, reading and responding to e-mails, listening to music, keeping in touch with friends – out everyday lives are becoming more and more determined by digital mobility. At least, that's until our mobile devices run out of battery.

The inductive charging station from Berker can be integrated in places where they will actually be used, such as in office furniture and kitchen worktops. In this way, mobile phones will have their fixed positions and can be charged up without the need for any cables. The charging station is embedded in the table or worktop. Depending on the version, only the induction field, with its discreet appearance, can be seen from above.







CAUTION


## INTO A CABLE-FREE TOMORROW.

The technology applied by the compact, inductive charging station is located underneath the table and generates an electromagnetic field. Simply place the device on the induction field and the charging process starts all by itself – without the need for either device to be connected to the other. At 5 watts and 1000 milliamperes, the charging process for the mobile device laid on the table is completely automatic. The worldwide Qi standard guarantees the greatest possible compatibility with mobile phones from various manufacturers.





## TYPE 1 THE BASIS.




CHARGING  
SURFACE  
TYPE 1



The single-coil type 1 represents the simplest form of inductive charging. As an inexpensive basic solution, it is an ideal addition to offices and studies for doing without charging cables and free socket outlets. During installation, an opening is embedded in the table top, after which the inductive charging station is screwed in slightly, leaving the station ready for use. Type 1 has a diameter of 62 mm and is suitable for laminated surfaces, wood, stone, Corian and stainless steel.



## TYPE 2 THE CONVENIENT



CHARGING  
SURFACE  
TYPE 2




The patented 7-coil technology of the type 2 allows maximum convenience thanks to a significantly larger contact surface. The mobile phone is charged with the maximum energy even when it is not placed fully on the charging surface. Type 2 has a diameter of 80 mm and – on laminated surfaces, wood, stone, Corian and stainless steel – is just as easy to install as type 1.





## TYPE 3 THE CONCEALED



CHARGING  
SURFACE  
TYPE 3



Hidden away, yet always at your service. Type 3 is attached underneath tables or worktops and allows inductive charging through 5 mm thick materials such as laminated surfaces, wood, stone, Corian and glass. It cannot be seen from above, and it provides an especially wide charging field. This makes it the ideal solution for splash areas in kitchens or in the food service industry, where tables are continually wiped down with water.



A label can be attached in order to visualise the charging surface.



## THE INDUCTIVE CHARGING STATION FROM BERKER

Product	TYPE 1	TYPE 2	TYPE 3
	<b>Installed visibly</b>	<b>Installed visibly</b>	<b>Installed to be concealed underneath the surface</b>
	Reference number: White = 261209 Black = 261205	Reference number: White = 261009 Black = 261005	Reference number: White = 261109 Black = 261105
Charging output	<b>5 W – normal</b>	<b>5 W – normal</b>	<b>5 W – normal</b>
Unique feature	<b>Price</b>	<b>7 coils (patented)</b>	<b>Installed underneath the surface</b>
		<b>Can be positioned anywhere</b>	<b>Large charging surface</b>
Charging speed with Samsung Galaxy S6 (0–100%)	3 hours	3 hours	3 hours
Diameter	62 mm	80 mm	80 mm
Installation	Mounted at the top	Mounted at the top	Subsurface thickness (mm)
Worktop material			Maximum:
Laminated surface	Insert (raised edge)	Insert (raised edge)	5 mm
Wood / stone / Corian (or a different solid surface)	Insert or flush	Insert or flush	5 mm
Stainless steel	Insert (raised edge)	Insert (raised edge)	Not possible
Glass			5 mm
Number of coils	1	7	1
Power	5 W	5 W	5 W
Charging current	1000 mA	1000 mA	1000 mA
Suitable for			
Mobile phones / media players	Yes	Yes	Yes
Tablets / laptops	No	No	No
<b>Notes</b>			Required labelling on the working surface - label or etched surface

- **Simple installation:** TYPE 1 is just slightly screwed in and is then ready for use straight away. TYPE 2 and TYPE 3 are bolted in place and are therefore protected against theft.
- **Qi standard:** The worldwide standard allows numerous mobile phone models from the leading manufacturers to be charged up wirelessly. Thanks to an attractive charging cover, even models from Apple can be charged without the need for cables.
- **Charging time:** The average charging time from 0 to 100% is three hours.
- **Fixed charging point:** No need for charging cables, and no more searching for a free socket outlet.
- **Suitable for splash areas:** Additional comfort for guests in cafés, bars and restaurants. Very practical – even in your own kitchen.



For almost a century, Berker has played a key role in driving forward the transformation of technology, our homes and our way of life. With switch ranges in sophisticated designs and highly intelligent building technology. Such technology includes the new inductive charging station – making your products smarter and more convenient.





